



Empowering Connections with Precision.

www.taiwansemi.com

法人說明會

Q2 FY25

August 2025

免責聲明

This presentation includes forward-looking statements regarding Taiwan Semiconductor Inc. (TSC)'s business outlook, product development, market conditions, and strategic plans. These statements are based on current assumptions and expectations, and are subject to various risks and uncertainties—including changes in global economic conditions, customer demand, regulatory developments, supply chain disruptions, and competitive dynamics—which may cause actual results to differ materially.

References to future product features, timelines, or availability are provided for informational purposes only and do not constitute a commitment. TSC reserves the right to revise, delay, or cancel product plans at its sole discretion.

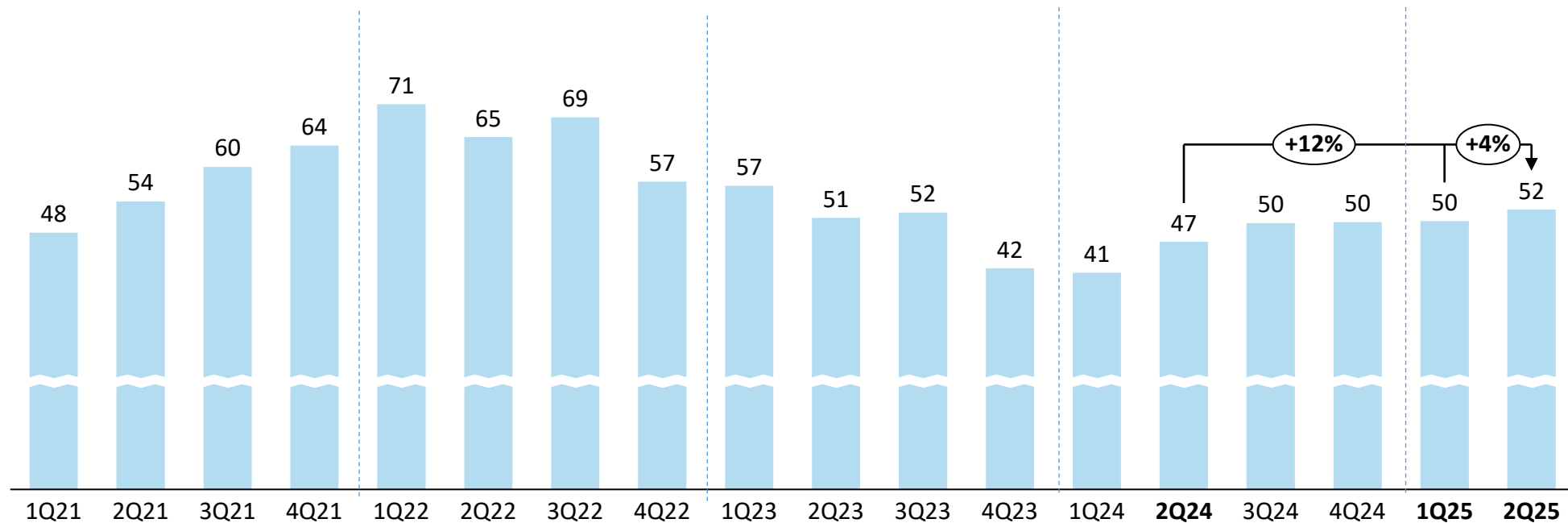
Taiwan Semiconductor Inc. and its subsidiaries have no intention and undertake no obligation to update any forward-looking statement, whether as a result of new information, future events, or otherwise, except as required by law.

財務報告
2Q25

台灣半導體股份有限公司

季度營收 (Semi)

Unit: \$USD M



損益表

(簡易版)

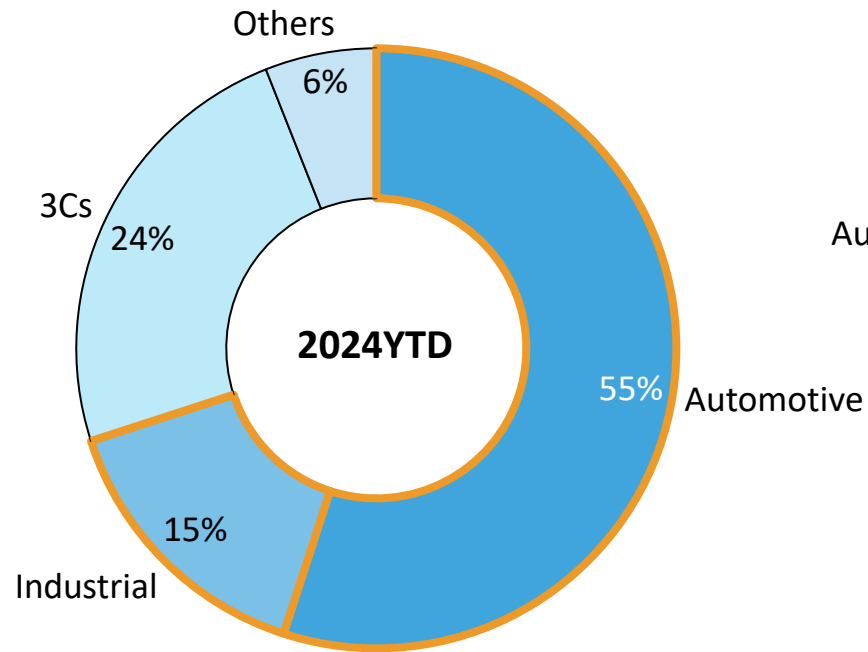
In NTD millions	TSC Semi (5425)					TSC Group				
	2025Q2 YTD		2024Q2 YTD		YoY	2025Q2 YTD		2024Q2 YTD		YoY
	Amnt	%	Amnt	%	%	Amnt	%	Amnt	%	%
Net Revenue	\$ 3,279	100	\$ 2,805	100	17	\$ 9,466	100	\$ 6,749	100	40
Gross Margin	743	23	718	26	-3 pts	2,612	28	2,001	30	-2.1 pts
OPEX	595	18	574	20	-2.3 pts	1,866	20	1,390	21	-0.9 pt
Ops Income	147	4	144	5	2	746	8	612	9	22
Non-Ops	82	2	170	6	(52)	(159)	(2)	80	1	(298)
Tax	71	2	86	3	(17)	163	2	215	3	(24)
Non-Control	-	0	-	0	-	267	3	248	4	7
Net Income	\$ 158	5	\$ 228	8	-3.3 pts	\$ 158	2	\$ 228	3	-1.7 pts

TSC Internal – Privileged & Confidential

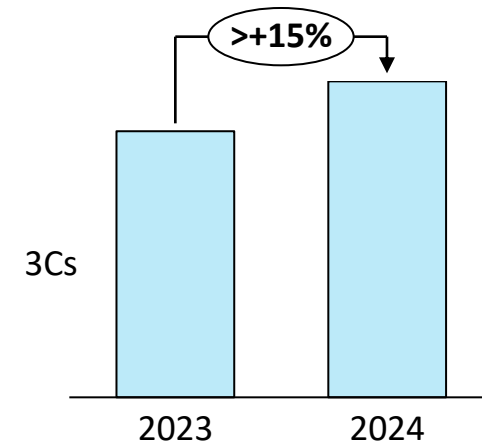
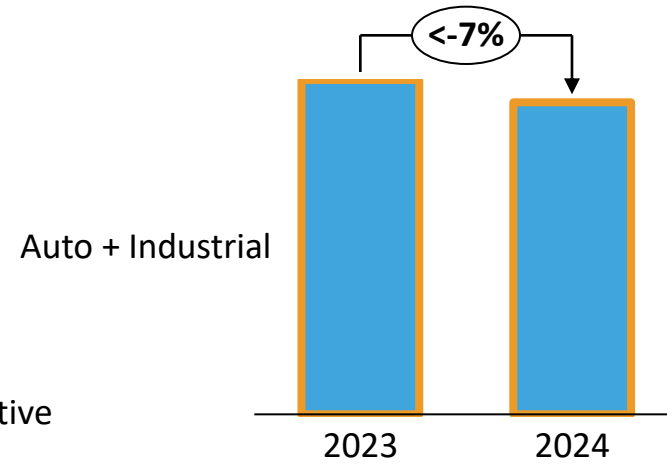
2024 ©TSC Group. Unauthorized copying, reproduction, or any direct / indirect use in any form is prohibited

產品營收分佈

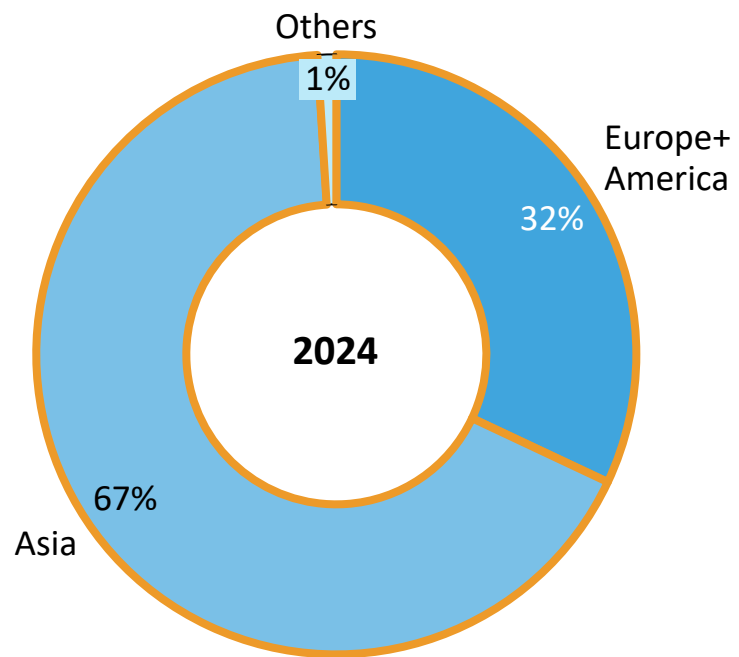
Auto + Industrial **70%** of Revenue



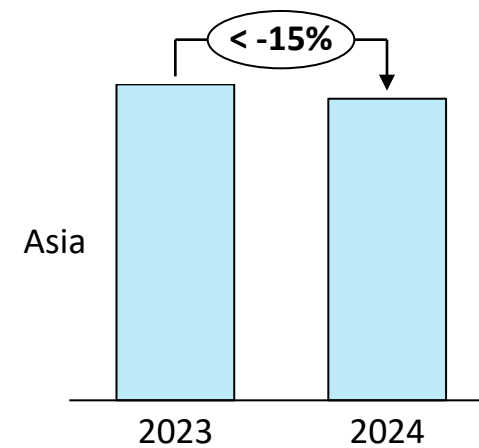
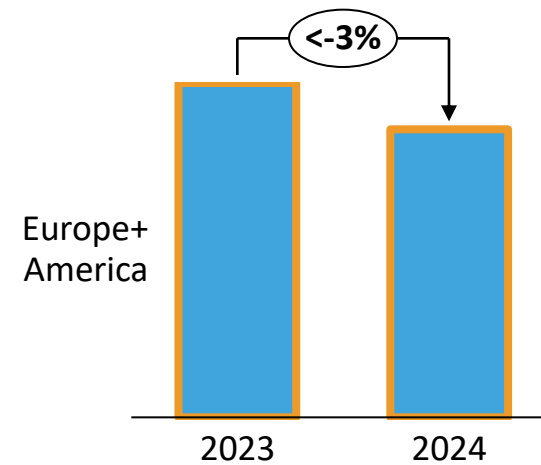
Revenue + / -



區域營收分佈



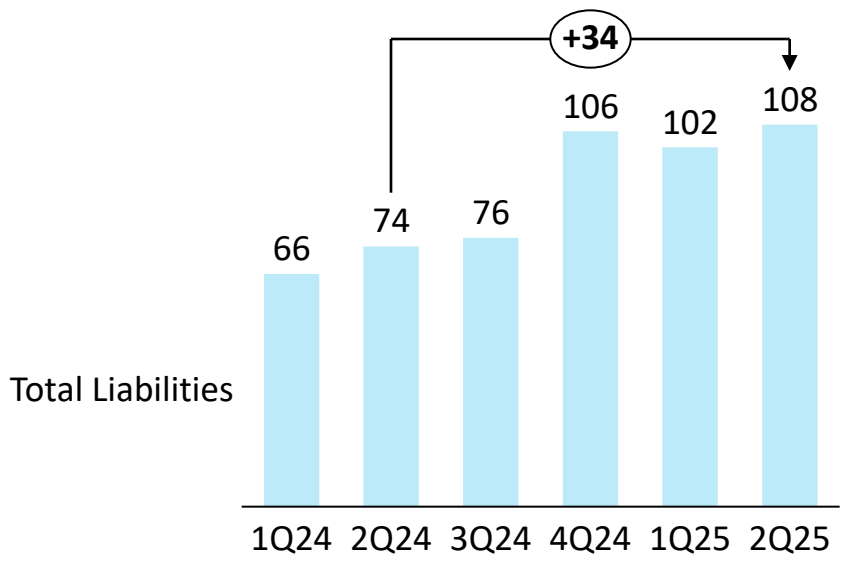
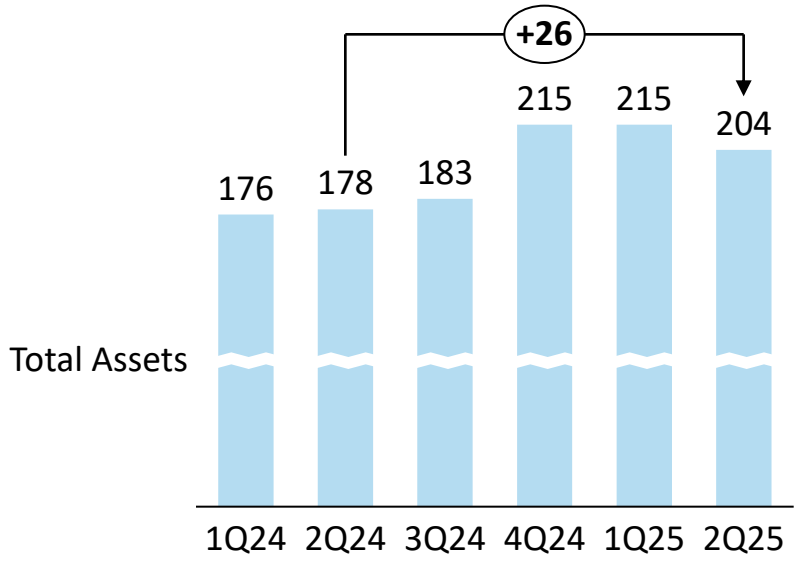
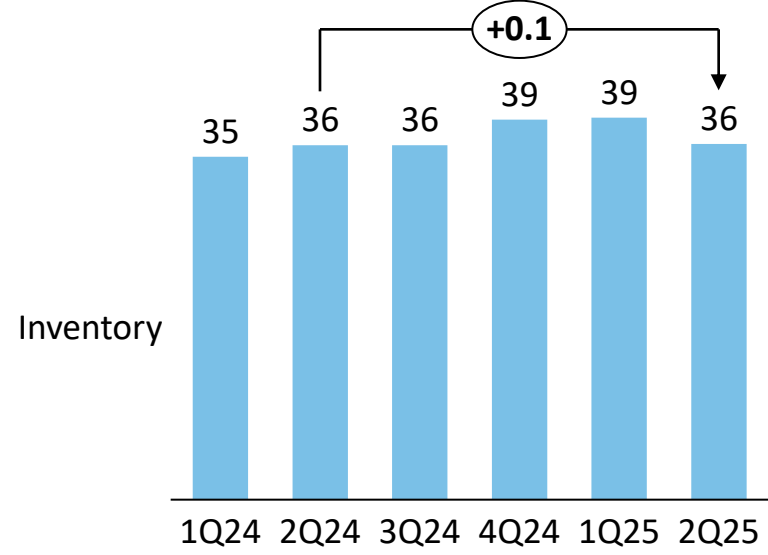
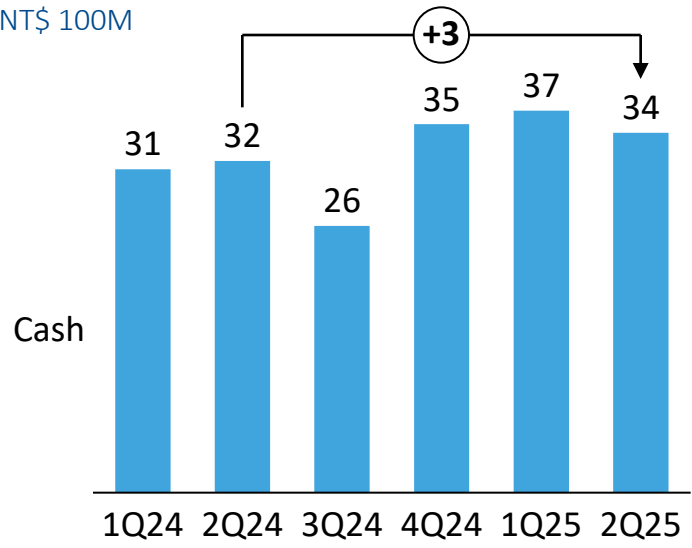
Revenue + / -



合併資產負債表

(主要指標)

Unit: NT\$ 100M



法人問答

Taiwan Semiconductor

www.taiwansemi.com



Empowering Connections with Precision.

www.taiwansemi.com

Find out more on taiwansemi.com



WeChat

Taiwan Semiconductor Co., Ltd.
11F., No. 205, Sec. 3, Beishin Rd,
Xindian District, New Taipei City,
TAIWAN R.O.C.