

250mA, 100V High-Speed Switching SMD Diode

FEATURES

- Low power loss, high efficiency
- Ideal for automated placement
- High surge current capability
- Moisture sensitivity level: level 1, per J-STD-020
- RoHS Compliant

APPLICATIONS

- Switching mode power supply (SMPS)
- Adapters
- Lighting application
- On-board DC/DC converter

MECHANICAL DATA

- Case: SOD-323F
- Molding compound meets UL 94V-0 flammability rating
- Terminal: Matte tin plated leads, solderable per J-STD-002
- Meet JESD 201 class 1A whisker test
- Polarity: Indicated by cathode band
- Weight: 4.60mg (approximately)

KEY PARAMETERS		
PARAMETER	VALUE	UNIT
I_F	250	mA
V_{RRM}	100	V
V_F at $I_F = 150\text{mA}$	1.25	V
$T_{J\text{MAX}}$	150	°C
Package	SOD-323F	
Configuration	Single die	



SOD-323F



ABSOLUTE MAXIMUM RATINGS ($T_A = 25^\circ\text{C}$ unless otherwise noted)			
PARAMETER	SYMBOL	BAS316WS	UNIT
Marking code on the device		W2	
Repetitive peak reverse voltage	V_{RRM}	100	V
Forward current	I_F	250	mA
Non-repetitive peak forward surge current	$t = 1\text{ms}$	1	A
	$t = 1\mu\text{s}$	4	A
Junction temperature range	T_J	-65 to +150	°C
Storage temperature range	T_{STG}	-65 to +150	°C

THERMAL PERFORMANCE			
PARAMETER	SYMBOL	TYP	UNIT
Junction-to-ambient thermal resistance	$R_{\theta JA}$	351	°C/W

Notes: Units mounted on PCB (10mm x 5mm Cu pad test board)

ELECTRICAL SPECIFICATIONS ($T_A = 25^\circ\text{C}$ unless otherwise noted)					
PARAMETER	CONDITIONS	SYMBOL	MIN	MAX	UNIT
Forward voltage ⁽¹⁾	$I_F = 1\text{mA}, T_J = 25^\circ\text{C}$	V_F	-	0.715	V
	$I_F = 10\text{mA}, T_J = 25^\circ\text{C}$		-	0.855	V
	$I_F = 50\text{mA}, T_J = 25^\circ\text{C}$		-	1.000	V
	$I_F = 150\text{mA}, T_J = 25^\circ\text{C}$		-	1.250	V
Reverse voltage	$I_R = 100\mu\text{A}, T_J = 25^\circ\text{C}$	V_R	100	-	V
Reverse current @ rated V_R ⁽²⁾	$V_R = 25\text{V}, T_J = 25^\circ\text{C}$	I_R	-	0.03	μA
	$V_R = 75\text{V}, T_J = 25^\circ\text{C}$		-	1.00	μA
Junction capacitance	1MHz, $V_R = 0\text{V}$	C_J	-	1.5	pF
Reverse recovery time	$I_F = 10\text{mA}, I_R = 10\text{mA}, I_{rr} = 1\text{mA}$	t_{rr}	-	4.0	ns

Notes:

1. Pulse test with PW = 0.3ms
2. Pulse test with PW = 30ms

ORDERING INFORMATION		
ORDERING CODE⁽¹⁾	PACKAGE	PACKING
BAS316WS RR	SOD-323F	3,000 / 7" Tape & Reel
BAS316WS RRG	SOD-323F	3,000 / 7" Tape & Reel
BAS316WS R9	SOD-323F	10,000 / 13" Tape & Reel
BAS316WS R9G	SOD-323F	10,000 / 13" Tape & Reel

Notes:

1. "G" means green compound (halogen-free according to IEC 61249-2-21)

CHARACTERISTICS CURVES

($T_A = 25^\circ\text{C}$ unless otherwise noted)

Fig.1 Typical Forward Characteristics

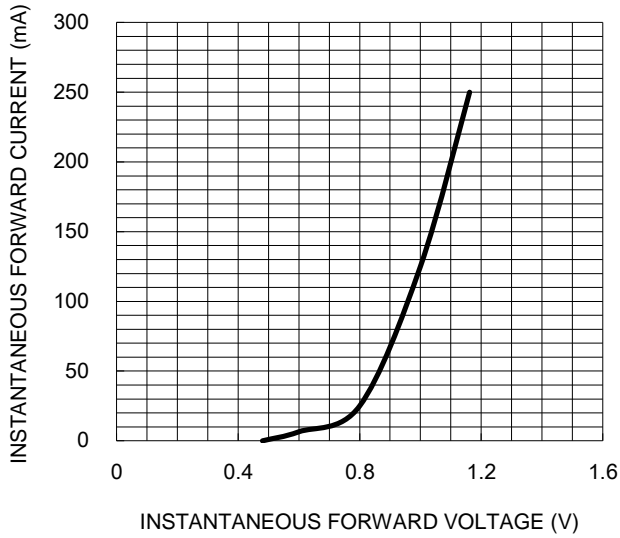


Fig.2 Reverse Current VS. Junction Temperature

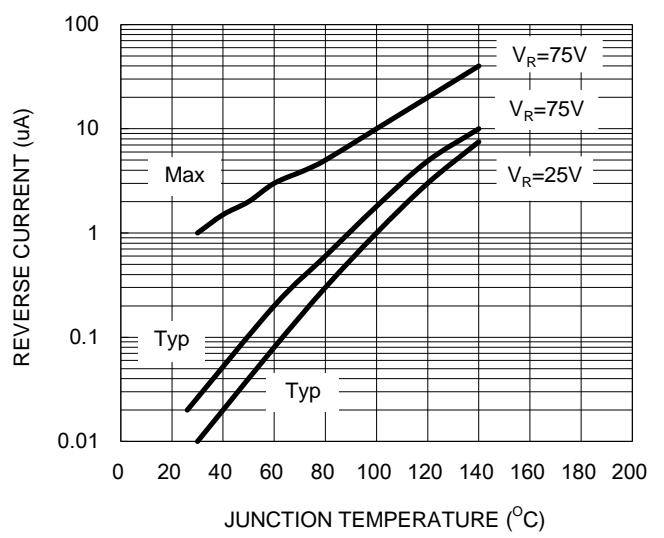


Fig.3 Power Dissipation Curve

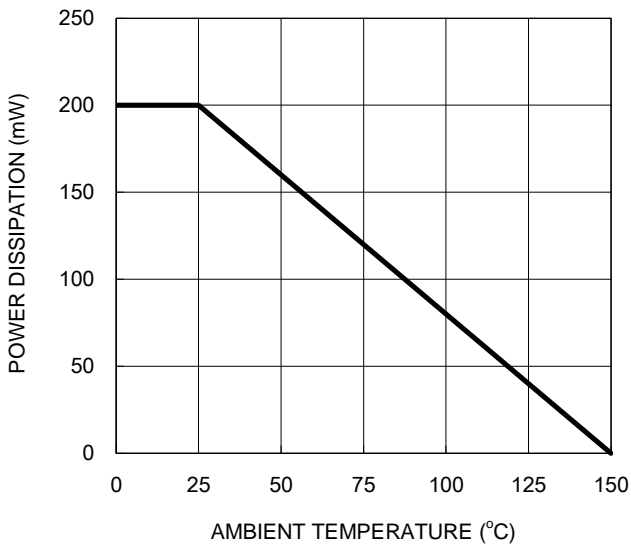
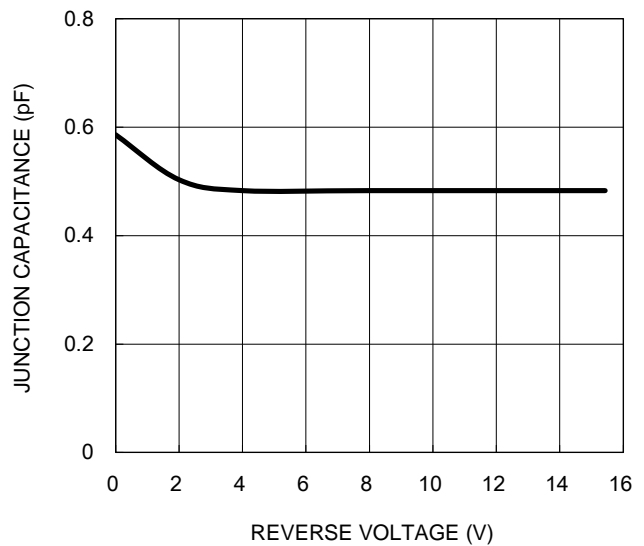
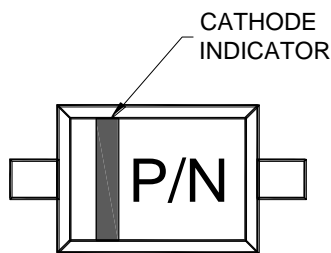
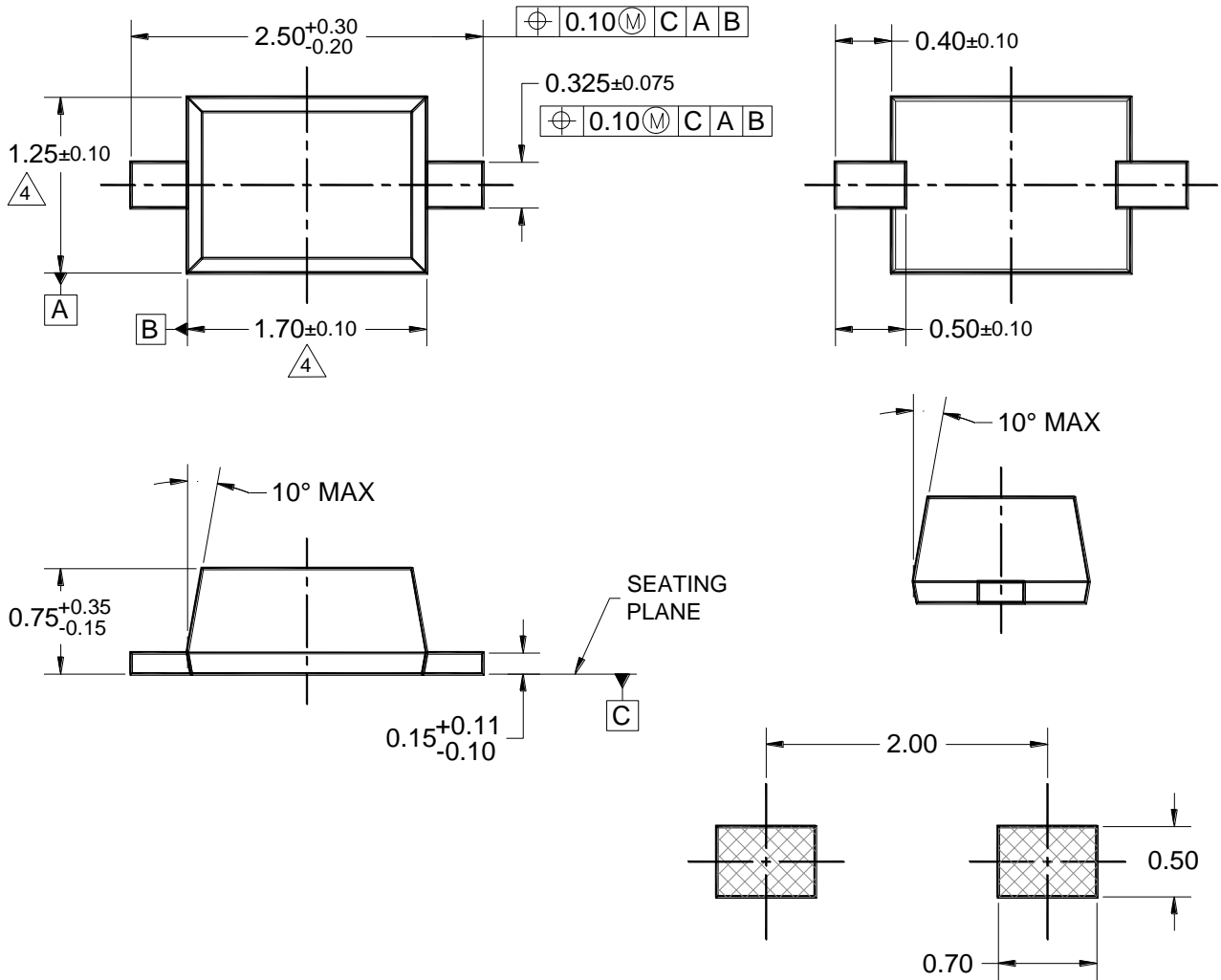


Fig.4 Typical Junction Capacitance



PACKAGE OUTLINE DIMENSIONS

SOD-323F



MARKING DIAGRAM

P/N = MARKING CODE

SUGGESTED PAD LAYOUT

NOTES: UNLESS OTHERWISE SPECIFIED

1. ALL DIMENSIONS ARE IN MILLIMETERS.
2. DIMENSIONING AND TOLERANCING PER ASME Y14.5M-1994.
3. PACKAGE OUTLINE REFERENCE: EIAJ ED-7500A-1, SC-90.

$\triangle 4$ MOLDED PLASTIC BODY LATERAL DIMENSIONS DO NOT INCLUDE MOLD FLASH, PROTRUSIONS OR GATE BURRS.

5. DWG NO. REF: HQ2SD07-SOD323F-018 REV A.

Notice

Specifications of the products displayed herein are subject to change without notice. TSC or anyone on its behalf assumes no responsibility or liability for any errors or inaccuracies.

Purchasers are solely responsible for the choice, selection, and use of TSC products and TSC assumes no liability for application assistance or the design of Purchasers' products.

Information contained herein is intended to provide a product description only. No license, express or implied, to any intellectual property rights is granted by this document. Except as provided in TSC's terms and conditions of sale for such products, TSC assumes no liability whatsoever, and disclaims any express or implied warranty, relating to sale and/or use of TSC products including liability or warranties relating to fitness for a particular purpose, merchantability, or infringement of any patent, copyright, or other intellectual property right.

The products shown herein are not designed for use in medical, life-saving, or life-sustaining applications. Customers using or selling these products for use in such applications do so at their own risk and agree to fully indemnify TSC for any damages resulting from such improper use or sale.